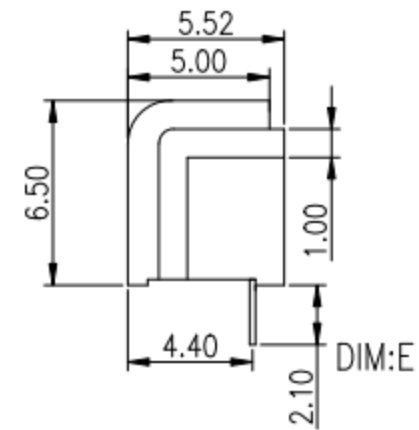
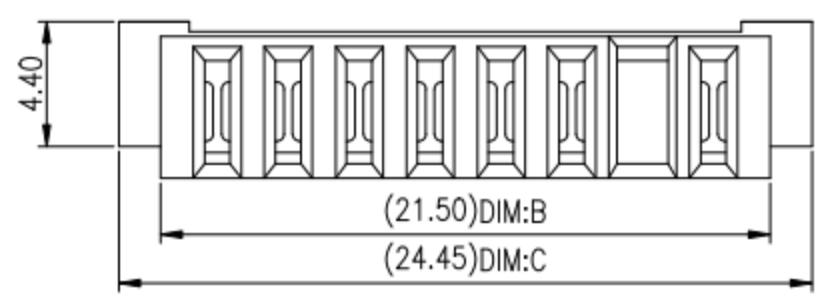
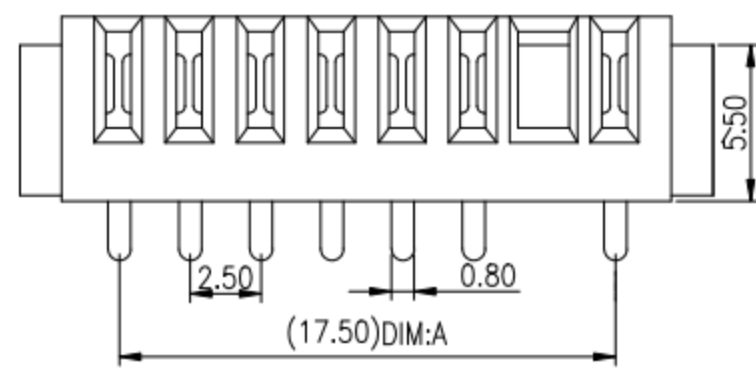


REV.	ECN NO.	DESCRIPTION	DESIGN	DATE
A		INITIAL	Kai	2018.03.29



No:of pins	Dimension			
	DIM.A	DIM.B	DIM.C	DIM.E
03	7.50	11.50	14.45	2.1/3.0
04	10.00	14.00	16.95	2.1/3.0
05	12.50	16.50	19.45	2.1/3.0
06	15.00	19.00	21.95	2.1/3.0
07	17.50	21.50	24.45	2.1/3.0
08	20.00	24.00	26.95	2.1/3.0
09	22.50	26.50	29.45	2.1/3.0
10	25.00	29.00	31.95	2.1/3.0



Recommended P.C.B Layout
Layout Tolerance=+/-0.05mm

NOTE:
Material
Insulator:Nylon 9T(UL94V-0)
Contact:phosphor Bronze
Contact Plated:Gold over Nickel or Tin
Specification
Rated voltage: 12V 30V
Current rating: 5A 10A
instant CURRENT:12A
Contact Resistance:30MΩ
Insulation Resistance:100MΩ
Dielectric Voltage:1000V
Operdting Temperature:-40°~105°

ITEM	PART NAME	Q'TY	MATERTAL	DESCRIPTION	REMARK
②	HOUSING	1	LCP		BLACK
①	CONTACT A	2	PHOSPHOR BRONZE 0.20T	Au PLATED	

UNLESS OTHERWISE SPECIFIED TOLERANCES			
DECIMALS:		ANGLES:	
DIM	TOL	DIM	TOL
X.	±0.50	X.	±2°
X.X	±0.30	X.X	±1°
X.XX	±0.20	X.XX	
X.XXX	±0.10	X.XXX	

东莞市高迪电子有限公司

DWG NO.	PART NAME:
DESIGN:	PART NO.
CHECK:	REV. UNIT: SHEET:
APPROVED	A mm 1/1